



## 1500Vdc Isolation Single & Dual Output 3watt 24pin DIL De-Dc Converter



### FEATURES:

- 24PIN DIL PACKAGE
- High Efficiency up to 85%
- Regulated Output Types
- Low Ripple And Noise
- Internal SMD Construction
- Operating Temperature:-40°C TO +85°C ● Industry Standard Pinout



Specifications typical at TA=25°C, nominal input voltage and rated output current unless otherwise specified

PART NO.	OUTPUT VOLTAGE	OUTPUT CURRENT	Efficiency
	Vdc	mA	%TYP
46D-XXS05C	5	600	65
46D-XXS09C	9	333	70
46D-XXS12C	12	250	75
46D-XXS15C	15	200	80
46D-XXS24C	24	125	80
46D-XXD05C	±5	±300	65
46D-XXD09C	±9	±167	70
46D-XXD12C	±12	±125	75
46D-XXD15C	±15	±100	80
46D-XXD24C	±24	±63	80

Note:1."XX" Is Input Voltage :05=5Vdc,09=9Vdc,12=12Vdc,15=15Vdc,24=24Vdc,48=48Vdc.

2.The input voltage increases, there will be an increase in efficiency.

### Input Specifications

Parameters	Conditions	Min	Typ	Max	Units
Voltage Tolerance	Vo, Io Nom			±10	%
Filter	Capacitor				

### Output Specifications

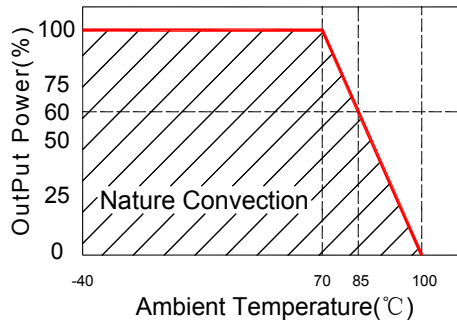
Parameters	Conditions	Min	Typ	Max	Units
Voltage Tolerance	100% full load			±3	%
Short Circuit Protection	Continuous				
Line Regulation	Regulated			±0.5	%
Load Regulation	Regulated			±0.8	%
Ripple & Noise	Output:5-9V TYPES BW=DC To 20MHz			100	mVp-p
Ripple & Noise	Output:12-24V TYPES BW=DC To 20MHz			1% of Vout	mVp-p
Transient response setting time	50% load step change		350		us

### General Specifications

Parameters	Conditions	Min	Typ	Max	Units
Isolation Resistance	500Vdc	1000			MΩ
Switching Frequency	Full load,nominal input		100		KHz
Operating Temperature		-40		85	°C
Humidity	Non Condensing			95	%
Cooling	Free air Convection				
Case material	Nickel Coated With Non-Conductive Base or Black Coated Copper With Non-Conductive Base				
MTBF	MIL-HDBK-217F@25°C	1500000			Hours
Weight			16.2		g
Dimensions	31.80X20.60X10.16				mm



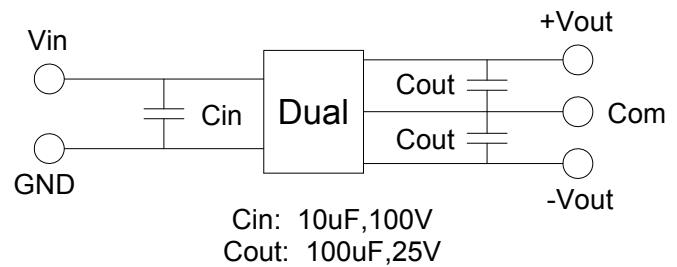
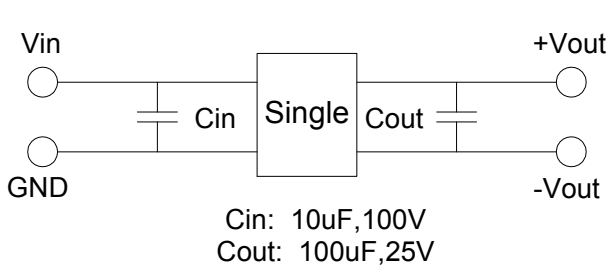
Temperature Derating Graph



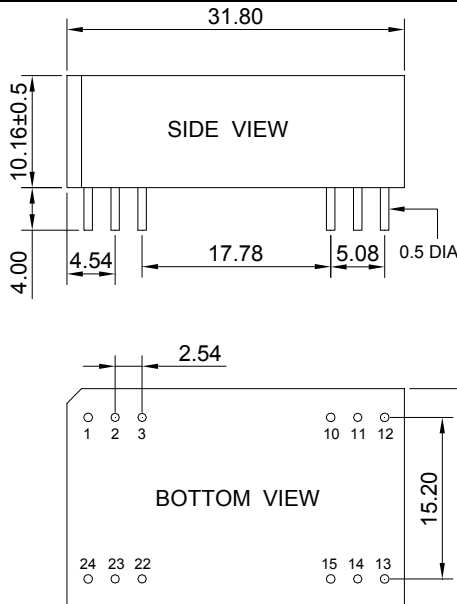
Part Number

46D - 05 S 05 C  
 A B C D E  
 A:Series  
 B:Input Voltage  
 C:Single(S) Dual(D)  
 D:Output Voltage  
 E:Types

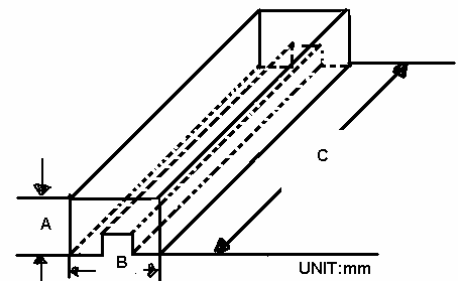
Recommended Test Circuit



Markings and Dimensions



Packaging



SIZE(mm)		
A	B	C
18.71	23.00	522

UNIT:mm Unless otherwise specified, all tolerances are ±0.25

PIN Connection

PIN	1.2.3	10.11	12	13	14	15	22.23.24
Single	+Vin	NC	-Vout	+Vout	NC	NC	-Vin
Dual	+Vin	COM	NC	-Vout	NC	+Vout	-Vin