




Wide Input Voltage Range 20 Watt Dc-Dc Converter



FEATURES:

- 2:1 Wide Input Voltage.
- Recognized By UL 60950-1
- 20 Watt Package.
- Efficiency To 80%
- PI Input Filter.
- 1500Vdc Isolation
- MTBF:>1,500,000 hrs
- Operating Temperature:-40°C TO +85°C



Specifications typical at TA=25°C, nominal input voltage and rated output current unless otherwise specified

Part Number	Input Voltage Vdc	Input Current		Output Voltage Vdc	Output Current Full Load (mA)	Efficiency %TYP
		No-Load (mA TYP)	Full Load (mA TYP)			
95D-12S03RXNL	9-18	25	2083	3.3	5500	80
95D-12S05RXNL	9-18	25	2083	5	4000	80
95D-12S12RXNL	9-18	25	2083	12	1670	80
95D-12S15RXNL	9-18	25	2083	15	1330	80
95D-24S03RXNL	18-36	20	1042	3.3	5500	80
95D-24S05RXNL	18-36	20	1042	5	4000	80
95D-24S12RXNL	18-36	20	1042	12	1670	80
95D-24S15RXNL	18-36	20	1042	15	1330	80
95D-24D12RXNL	18-36	20	1042	±12	±833	80
95D-24D15RXNL	18-36	20	1042	±15	±666	85
95D-48S03RXNL	36-72	15	490	3.3	5500	80
95D-48S05RXNL	36-72	15	490	5	4000	80
95D-48S12RXNL	36-72	15	490	12	1670	85
95D-48S15RXNL	36-72	15	490	15	1330	85
95D-48D12RXNL	36-72	15	490	±12	±833	85
95D-48D15RXNL	36-72	15	490	±15	±666	85

Note: X : 1. 50.8*40.6*13.2 mm 2. 50.8*50.8*11.0 mm

Input Specifications

Parameters	Conditions	Min	Typ	Max	Units
Voltage Types				2:1	
Filter	PI TYPE				

Output Specifications

Parameters	Conditions	Min	Typ	Max	Units
Voltage Tolerance				±2	%
Short Circuit	Continuous				
Line Regulation				±0.5	%
Load Regulation	Single(F.L-25%F.L)			±0.5	%
Load Regulation	Dual(F.L-25%F.L)			±2.0	%
Ripple & Noise	BW=DC To 20MHz			100	mVp-p
Transient response setting time	50% load step change		350		us

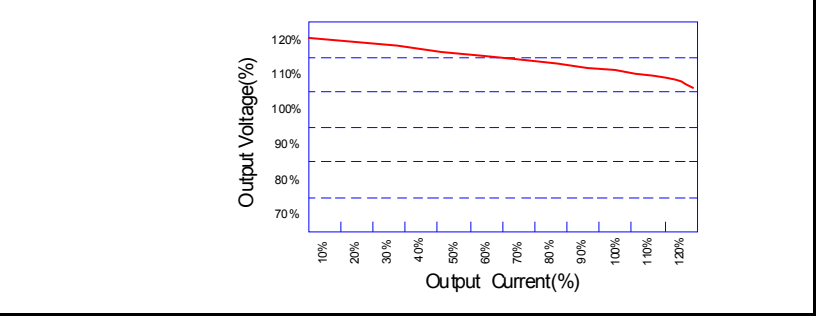
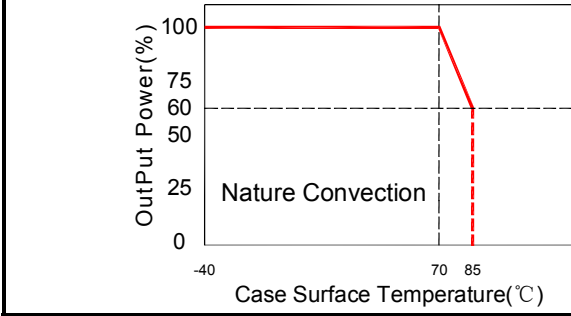
General Specifications

Parameters	Conditions	Min	Typ	Max	Units
Isolation Resistance	500Vdc	1000			MΩ
Switching Frequency			300		KHz
Operating Temperature		-40		85	°C
Humidity	Non Condensing			95	%
Cooling	Free air Convection				
Case material	Six-Side Shielded Case				
Weight			110		g
Dimensions	Package 1	50.8x40.6x13.2			mm
Dimensions	Package 2	50.8x50.8x13.2			mm
Potting Material		Epoxy (UL94V-0 rated)			
Radiated Emissions	EN55022	CLASS A			
Conducted Emissions	EN55022	CLASS A			

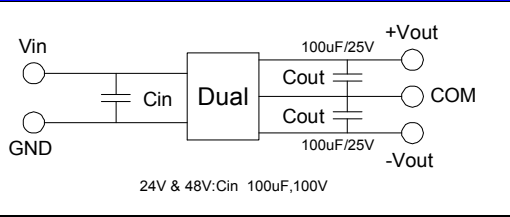
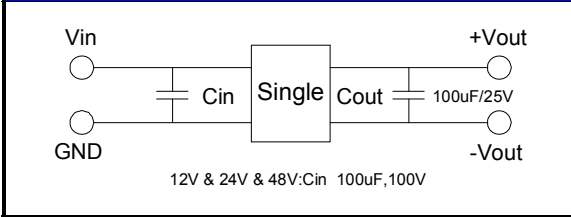


Wide Input Voltage Range 20 Watt Dc-Dc Converter

Temperature Derating Graph Tolerance Envelope Graph

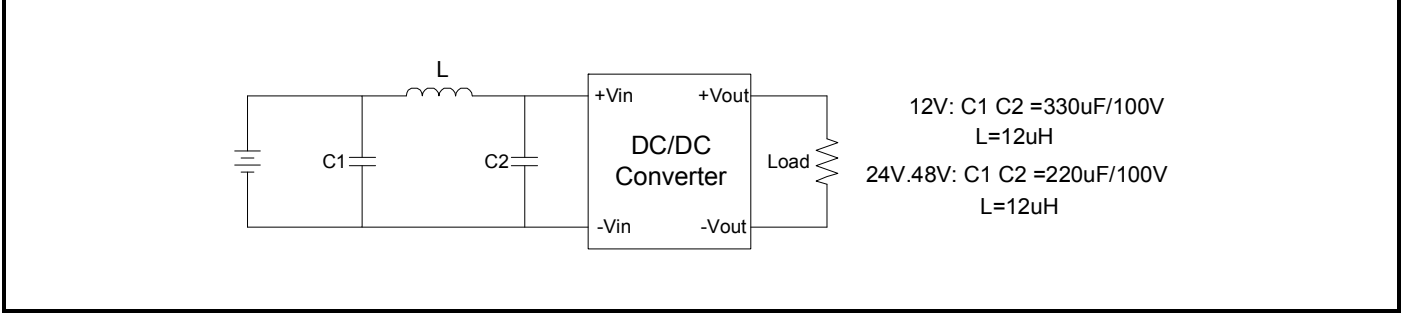


Recommended Test Circuit Part Number

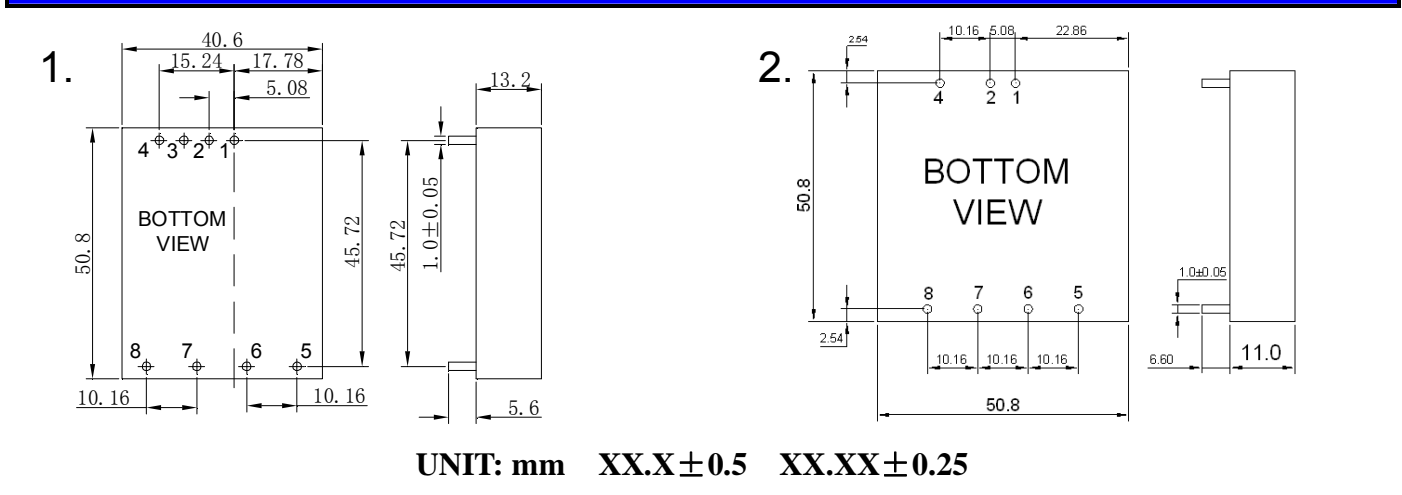


95D - 24 S 05 R 2 NL
 A B C D E F G
 A:Series
 B:Input Voltage
 C:Single(S)Dual(D)
 D:Output Voltage
 E:Regulated(R)
 F:Package
 G:RoHS Version

Input filter components(C1, C2,L) are used to help meet conducted emissions requirement for the module . These components should be mounted as close as possible to the module; and all leads should be minimized to decrease radiated noise.



Markings and dimensions



PIN Connection

PIN	1	2	3	4	5	6	7	8
SINGLE	+Vin	-Vin	NO PIN	Ctrl	NO PIN	+Vout	-Vout	Trim
DUAL	+Vin	-Vin	NO PIN	Ctrl	+Vout	COM	-Vout	Trim